


# How to quiz books from King's Ford Academy

1) Go to:

<https://www.kingsfordacademy.co.uk/launchpad/>





Or scan this QR code:



2) Follow the link to 'Renaissance'

**Launchpad**

Home >> Pupil Area >> Launchpad

-  **Google Classroom**  
See and complete work set by your teacher.
-  **Renaissance**  
For the Renaissance ID, use the code rp-16334756. Use this site for quizzing your books and completing your STAR reader test.
-  **EdShed**  
An online learning platform for practising spelling and grammar. Please use 'Iceni Academy' as the school name.
-  **TTRS**  
Practise your timetables.

3) Enter the code rp-16334756. You should only need to do this once.

**Enter Your Renaissance ID**

\* Required field

Renaissance ID \*

**Continue**

4) Enter the username which is usually the first letter of the child's first name and the first four letters of the child's surname. If this doesn't work the login should be in the child's reading record. If you're still having difficulties, contact your child's teacher.

The password will be abc (all lowercase)

5) Tap on 'Accelerated Reader' and then enter the detail of the book that needs to be quizzed. Please be aware that not all books from the library can be quizzed.

